

# PRODUCT INFORMATION PACKET

Model No: 364TTGS16536

Catalog No: E573A

60 HP Explosion Proof Motor, 3 phase, 1800 RPM, 230/460 V, 364T Frame, EPFC  
Explosion Proof NEMA Motors



Regal and Marathon are trademarks of Regal Beloit Corporation or one of its affiliated companies.  
©2020 Regal Beloit Corporation, All Rights Reserved. MC017097E

**REGAL**

### Nameplate Specifications

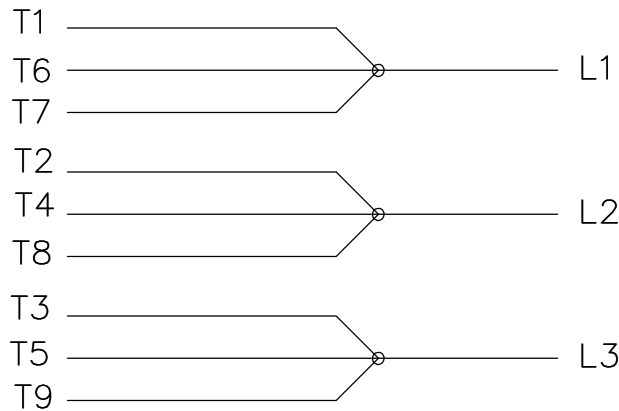
Output HP	<b>60 Hp</b>	Output KW	<b>45.0 kW</b>
Frequency	<b>60 Hz</b>	Voltage	<b>230/460 V</b>
Current	<b>138.0/69.0 A</b>	Speed	<b>1780 rpm</b>
Service Factor	<b>1</b>	Phase	<b>3</b>
Efficiency	<b>95 %</b>	Power Factor	<b>86</b>
Duty	<b>Continuous</b>	Insulation Class	<b>F</b>
Design Code	<b>B</b>	KVA Code	<b>G</b>
Frame	<b>364T</b>	Enclosure	<b>Explosion Proof Fan cooled</b>
Thermal Protection	<b>Thermostats (N/C)</b>	Ambient Temperature	<b>40 °C</b>
Drive End Bearing Size	<b>6314</b>	Opp Drive End Bearing Size	<b>6312</b>
UL	<b>UL Listed And CSA Certified</b>	CSA	<b>Y</b>
CE	<b>N</b>	IP Code	<b>54</b>
Hazardous Location	<b>EXP PROOF CL I GR C&amp;D CL II GR F&amp;G T3B</b>		

### Technical Specifications

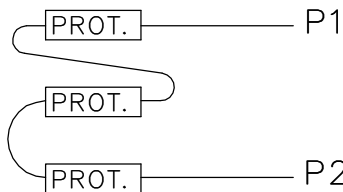
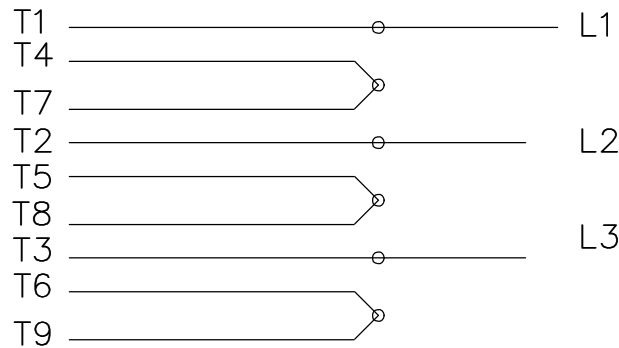
Electrical Type	<b>Squirrel Cage Inverter Rated</b>	Starting Method	<b>Line Or Inverter</b>
Poles	<b>4</b>	Rotation	<b>Reversible</b>
Resistance Main	<b>.101 Ohms</b>	Mounting	<b>Rigid Base</b>
Motor Orientation	<b>Horizontal</b>	Drive End Bearing	<b>Ball</b>
Opp Drive End Bearing	<b>Ball</b>	Frame Material	<b>Cast Iron</b>
Shaft Type	<b>T</b>	Overall Length	<b>31.74 in</b>
Frame Length	<b>13.50 in</b>	Shaft Diameter	<b>2.375 in</b>
Shaft Extension	<b>6.13 in</b>	Assembly/Box Mounting	<b>F1 ONLY</b>
Connection Drawing	<b>A-EE7308AD</b>	Outline Drawing	<b>B-SS518459-1350</b>



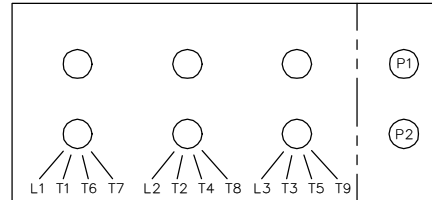
LOW VOLTAGE



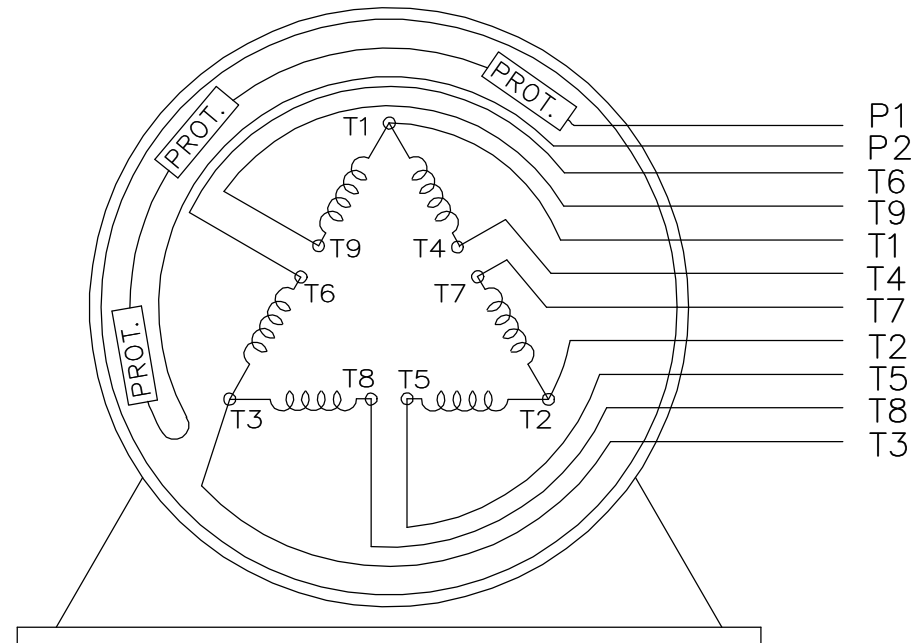
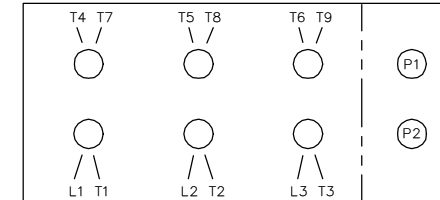
HIGH VOLTAGE



LOW VOLTAGE



HIGH VOLTAGE



VIEW OF TERMINAL END

WHEN MORE THAN ONE PROT. IS USED; PROT. ARE CONNECTED IN SERIES

DRAWING REVISION <b>L</b>	REVISION BY <b>JP</b>	REV DATE/© DATE <b>06-21-2019</b>	TOLERANCES (EXCEPT AS NOTED): DEC. INCH mm ANGLE .X ±0.1 [±3] ±7° 30" .XX ±0.02 [±0.5] .XXX ±0.005 [±0.13] .XXXX ±0.0005 [±0.013]	DRAWN BY <b>MJD</b>	Regal Beloit America, Inc.
ECO <b>ECO-0168744</b>	APPROVED BY <b>MH</b>	DATE <b>06-21-2019</b>		DATE <b>12-19-1997</b>	
ECO DESCRIPTION <b>UPDATED TO CURRENT STANDARDS</b>			REMOVE BURRS & BREAK SHARP EDGES: .003/.015 [.08/.38] X 45° CORNER FILLETS: R.02 [.5] MACHINED SURFACES: 200/ 5.1 INCH mm	APPROVED BY <b>GK</b>	DESCRIPTION <b>CONN DIAGRAM-EXTERNAL</b>
COPYRIGHT (PER REVISION DATE) REGAL BELOIT AMERICA, INC. ALL RIGHTS RESERVED. PROPRIETARY AND CONFIDENTIAL INFORMATION - THIS DOCUMENT IS THE PROPERTY OF REGAL BELOIT AMERICA, INC. ("OWNER") AND CONTAINS OWNER'S PROPRIETARY INFORMATION. ANY PERSON, CORPORATION OR OTHER FIRM RECEIVING IT IS DEEMED, BY RECEIVING IT, TO AGREE THAT IT, AND/OR ANY PART OF IT, SHALL NOT BE DISCLOSED TO ANY PERSON, CORPORATION OR OTHER ENTITY, DUPLICATED, AND/OR USED, EXCEPT AS EXPRESSLY APPROVED IN WRITING IN ADVANCE BY OWNER. THIS DOCUMENT SHALL BE RETURNED TO OWNER UPON REQUEST. IT MAY BE SUBJECT TO CERTAIN RESTRICTIONS UNDER APPLICABLE EXPORT CONTROL LAWS AND REGULATIONS.			THIRD ANGLE PROJECTION	REFERENCE	MATERIAL
			mm DIMENSIONS IN [BRACKETS] ARE FOR REFERENCE ONLY	DATE <b>01-07-1998</b>	PROCESS/FINISH
				SIZE <b>A</b>	DRAWING NUMBER <b>EE7308AD</b>
					SHEET <b>1 OF 1</b>

**CERTIFICATION DATA SHEET**

**Model#:** 364TTGS16536 AN      **WINDING#:** T3654165 R4 6  
**CONN. DIAGRAM:** A-EE7308AD      **ASSEMBLY:** F1 ONLY  
**OUTLINE:** B-SS518459-1350

**TYPICAL MOTOR PERFORMANCE DATA**

HP	KW	SYNC. RPM	F.L. RPM	FRAME	ENCLOSURE	KVA CODE	DESIGN
60&50	45&37	1800	1780&1480	364T	EPFC	G	B

PH	Hz	VOLTS	FL AMPS	START TYPE	DUTY	INSL	S.F	AMB°C	ELEVATION
3	60/50	230/460#190/380	138/69&139/69.5	LINE OR INVERTER	CONTINUOUS	F3	1.0/1.0	40	3300

FULL LOAD EFF: 95&94.5	3/4 LOAD EFF: 95	1/2 LOAD EFF: 94.5	GTD. EFF	ELEC. TYPE	NO LOAD AMPS
FULL LOAD PF: 86&86	3/4 LOAD PF: 83.5	1/2 LOAD PF: 77	94.5	SQ CAGE INV RATED	44 / 22

F.L. TORQUE	LOCKED ROTOR AMPS	L.R. TORQUE	B.D. TORQUE	F.L. RISE°C
177 LB-FT	870 / 435	325 LB-FT 184	450 LB-FT 254	65

SOUND PRESSURE @ 3 FT.	SOUND POWER	ROTOR WK^2	MAX. WK^2	SAFE STALL TIME	STARTS /HOUR	APPROX. MOTOR WGT
68 dBA	78 dBA	16 LB-FT^2	420 LB-FT^2	25 SEC.	2	925 LBS.

**\*\*\* SUPPLEMENTAL INFORMATION \*\*\***

DE BRACKET TYPE	ODE BRACKET TYPE	MOUNT TYPE	ORIENTATION	SEVERE DUTY	HAZARDOUS LOCATION	DRIP COVER	SCREENS	PAINT
STANDARD	STANDARD	RIGID	HORIZONTAL	PREMIUM SEVERE DUTY	EXP PROOF CL I GR C&D CL II GR F&G T3B	FALSE	NONE	BLUE (EPOXY)

BEARINGS		GREASE	SHAFT TYPE	SPECIAL DE	SPECIAL ODE	SHAFT MATERIAL	FRAME MATERIAL
DE	OPE						
BALL	BALL	POLYREX EM	T	NONE	NONE	1045 HOT ROLLED (C-204)	CAST IRON
6314	6312						

THERMO-PROTECTORS				THERMISTORS	CONTROL	SPACE /n HEATERS
THERMOSTATS	PROTECTORS	WDG RTDs	BRG RTDs			
TSTATS (N/C)	NOT	NONE	NONE	NONE	FALSE	NONE VOLTS

If Inverter equals NONE, contact factory for further information

INVERTER TORQUE: CONSTANT 10:1
INV. HP SPEED RANGE: NONE
ENCODER: NONE
NONE NONE
NONE NONE PPR
BRAKE: NONE NONE
NONE P/N NONE
NONE NONE
NONE FT-LB NONE V NONE Hz

\*  
N  
O  
T  
E  
S  
\*

DATE: 06/21/2017 08:35:15 AM  
 FORM 3531 REV.3 02/07/99

\*\* Subject to change without notice.

